

# ORIGINAL RANGE

The original Jubilee® Clip; our patented invention that founded our company and a whole industry. Our sturdy worm drive hose clip is highly versatile and finds applications in every industry. Available as a mild steel zinc protected or stainless steel clamp in both 304 (18/8) and 316 (18/10) grades of stainless steel; our product uniquely has a band that is continuously threaded, enabling extra flexibility when adjusting the clip to the correct size. The smooth inside profile of the band and rolled edges give protection for all types of hoses including soft hoses made from rubber or silicone.

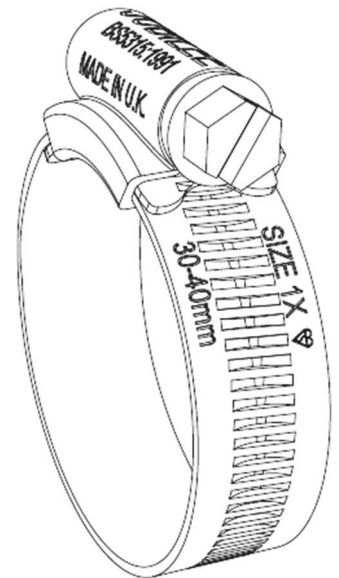


Our original Jubilee® Clips are independently tested by the British Standards Institute (BSi) and carry the British Standard Kitemark™, which is universally regarded as the most stringent Standard there is for a hose clip. Both grades of stainless steel clips are also certified by Lloyd's Register for marine use.

At Jubilee® we never mix materials, as this ensures highest levels of corrosion resistance, whereas when using mixed materials, such as in W2 hose clips, one material will be sacrificed in favour of another and will corrode much quicker than when only one material is used.



- Made to BS 5315
- Meet DIN 3017-1 and SS 2298 requirements
- Conform to SAE J1508 type FE
- Stainless steel versions are approved by Lloyds Register for use in Marine, Offshore and Industrial applications



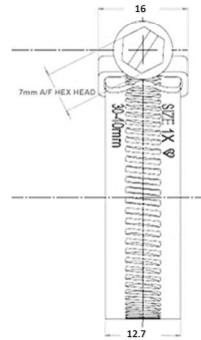
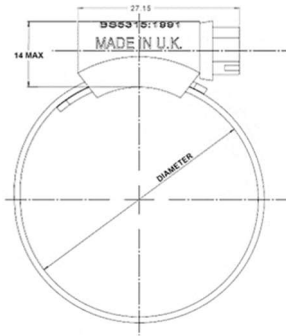
## Available In

Mild Steel Zinc Protected

304 Stainless Steel

316 Stainless Steel

# ORIGINAL RANGE Mild Steel Zinc Protected



Part No.	BS No.	Adjustment mm	Adjustment Inches	Band Width mm	Band Thickness mm	Recommended Torque Nm	Maximum Torque Nm	Maximum Pressure PSI	Part No.
000MS	12	9.5- 12	3/8- 1/2	9.3	0.7	3.4	4.5	203	000MS
M00MS	16	11- 16	1/2-5/8	9.3	0.7	3.4	4.5	203	M00MS
00MS	20	13- 20	1/2-3/4	9.3	0.7	3.4	4.5	203	00MS
0MS	22	16- 22	5/8- 7/8	12.7	0.9	4.2	5.6	203	0MS
0XMS	25	18- 25	3/4-1	12.7	0.9	4.2	5.6	203	0XMS
1AMS	30	22- 30	7/8-1 1/8	12.7	0.9	5.1	6.8	203	1AMS
1MS	35	25- 35	1-1 3/8	12.7	0.9	5.1	6.8	102	1MS
1XMS	40	30- 40	1 1/8-1 5/8	12.7	0.9	5.1	6.8	102	1XMS
1MMS	45	32- 45	1 1/4-1 3/4	12.7	0.9	5.1	6.8	102	1MMS
2AMS	50	35- 50	1 3/8-2	12.7	0.9	5.9	7.9	102	2AMS
2MS	55	40- 55	1 5/8-2 1/8	12.7	0.9	5.9	7.9	102	2MS
2XMS	60	45- 60	1 3/4-2 3/8	12.7	0.9	5.9	7.9	102	2XMS
3MS	70	55- 70	2 1/8-2 3/4	12.7	0.9	6.7	9	102	3MS
3XMS	80	60- 80	2 3/8-3 1/8	12.7	0.9	6.7	9	44	3XMS
4MS	90	70- 90	2 3/4-3 1/2	12.7	0.9	6.7	9	44	4MS
4XMS	100	85-100	3 1/4-4	12.7	0.9	6.7	9	44	4XMS
5MS	120	90-120	3 1/2-4 3/4	12.7	0.9	6.7	9	44	5MS
6MS	140	110-140	4 3/8-5 1/2	12.7	0.9	6.7	9	44	6MS
6XMS	150	120-150	4 3/4-5 7/8	12.7	0.9	5.9	7.9	18	6XMS
7MS	165	135-165	5 1/4-6 1/2	12.7	0.9	5.9	7.9	18	7MS
7.5MS	190	158-190	6 1/4-7 1/2	12.7	0.9	5.9	7.9	18	7.5MS
8.5MS	216	184-216	7 1/4-8 1/2	12.7	0.9	5.9	7.9	18	8.5MS
9.5MS	242	210-242	8 1/4-9 1/2	12.7	0.9	5.9	7.9	18	9.5MS
10.5MS	267	235-267	9 1/4-10 1/2	12.7	0.9	5.9	7.9	18	10.5MS
11.5MS	292	260-292	10 1/4-11 1/2	12.7	0.9	5.9	7.9	18	11.5MS
12.5MS	318	286-318	11 1/4-12 1/2	12.7	0.9	5.9	7.9	18	12.5MS

For larger sizes please contact us

## Quality Assurance



BS5315-1991  
KM06246



SAE J1508 Surface Vehicle Standards-Hose Clamp Specifications, Type FE is referenced in the quality control methods for the design/manufacture of Original Range Jubilee Clips.

Mild Steel Zinc Protected

## Corrosion Resistance

240 hours NSS Test


## Fastening

7mm A/F screw

## Industry Recommendations



# ORIGINAL RANGE 304 Stainless Steel



Part No.	BS No.	Adjustment		Band Width mm	Band Thickness mm	Recommended Torque Nm	Maximum Torque Nm	Maximum Pressure PSI	Part No.
		mm	Inches						
000SS	12	9.5- 12	3/8- 1/2	9.3	0.7	3.4	4.5	203	000SS
M00SS	16	11- 16	1/2-5/8	9.3	0.7	3.4	4.5	203	M00SS
00SS	20	13- 20	1/2-3/4	9.3	0.7	3.4	4.5	203	00SS
0SS	22	16- 22	5/8- 7/8	12.7	0.9	4.2	5.6	203	0SS
0XSS	25	18- 25	3/4-1	12.7	0.9	4.2	5.6	203	0XSS
1ASS	30	22- 30	7/8-1 1/8	12.7	0.9	5.1	6.8	203	1ASS
1SS	35	25- 35	1-1 3/8	12.7	0.9	5.1	6.8	102	1SS
1XSS	40	30- 40	1 1/8-1 5/8	12.7	0.9	5.1	6.8	102	1XSS
1MSS	45	32- 45	1 1/4-1 3/4	12.7	0.9	5.1	6.8	102	1MSS
2ASS	50	35- 50	1 3/8-2	12.7	0.9	5.9	7.9	102	2ASS
2SS	55	40- 55	1 5/8-2 1/8	12.7	0.9	5.9	7.9	102	2SS
2XSS	60	45- 60	1 3/4 -2 3/8	12.7	0.9	5.9	7.9	102	2XSS
3SS	70	55- 70	2 1/8-2 3/4	12.7	0.9	6.7	9	102	3SS
3XSS	80	60- 80	2 3/8-3 1/8	12.7	0.9	6.7	9	44	3XSS
4SS	90	70- 90	2 3/4-3 1/2	12.7	0.9	6.7	9	44	4SS
4XSS	100	85-100	3 1/4-4	12.7	0.9	6.7	9	44	4XSS
5SS	120	90-120	3 1/2-4 3/4	12.7	0.9	6.7	9	44	5SS
6SS	140	110-140	4 3/8-5 1/2	12.7	0.9	6.7	9	44	6SS
6XSS	150	120-150	4 3/4-5 7/8	12.7	0.9	5.9	7.9	18	6XSS
7SS	165	135-165	5 1/4-6 1/2	12.7	0.9	5.9	7.9	18	7SS
7.5SS	190	158-190	6 1/4-7 1/2	12.7	0.9	5.9	7.9	18	7.5SS
8.5SS	216	184-216	7 1/4-8 1/2	12.7	0.9	5.9	7.9	18	8.5SS
9.5SS	242	210-242	8 1/4-9 1/2	12.7	0.9	5.9	7.9	18	9.5SS
10.5SS	267	235-267	9 1/4-10 1/2	12.7	0.9	5.9	7.9	18	10.5SS
11.5SS	292	260-292	10 1/4-11 1/2	12.7	0.9	5.9	7.9	18	11.5SS
12.5SS	318	286-318	11 1/4-12 1/2	12.7	0.9	5.9	7.9	18	12.5SS

For larger sizes please contact us

## Quality Assurance



SAE J1508 Surface Vehicle Standards-Hose Clamp Specifications, Type FE is referenced in the quality control methods for the design/manufacture of Original Range Jubilee Clips.

## Corrosion Resistance

1000 hours NSS Test

## Fastening

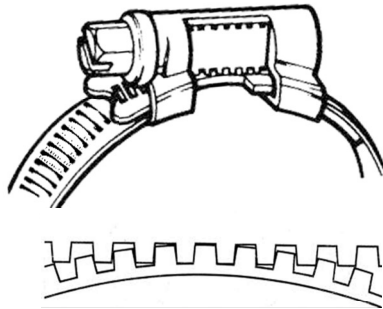
7mm A/F screw

## Industry Recommendations



304 Stainless Steel

# ORIGINAL RANGE 316 Stainless Steel (HNSS)



Part No.	BS No.	Adjustment mm Inches	Band Width mm	Band Thickness mm	Recommended Torque Nm	Maximum Torque Nm	Maximum Pressure Psi	Part No.	
000SS316	12	9.5- 12	3/8- 1/2	9.3	0.7	3.4	4.5	203	000SS316
M00SS316	16	11- 16	1/2-5/8	9.3	0.7	3.4	4.5	203	M00SS316
00SS316	20	13- 20	1/2-3/4	9.3	0.7	3.4	4.5	203	00SS316
0SS316	22	16- 22	5/8- 7/8	12.7	0.9	4.2	5.6	203	0SS316
0XSS316	25	18- 25	3/4-1	12.7	0.9	4.2	5.6	203	0XSS316
1ASS316	30	22- 30	7/8-1 1/8	12.7	0.9	5.1	6.8	203	1ASS316
1SS316	35	25- 35	1-1 3/8	12.7	0.9	5.1	6.8	102	1SS316
1XSS316	40	30- 40	1 1/8-1 5/8	12.7	0.9	5.1	6.8	102	1XSS316
1MSS316	45	32- 45	1 1/4-1 3/4	12.7	0.9	5.1	6.8	102	1MSS316
2ASS316	50	35- 50	1 3/8-2	12.7	0.9	5.9	7.9	102	2ASS316
2SS316	55	40- 55	1 5/8-2 1/8	12.7	0.9	5.9	7.9	102	2SS316
2XSS316	60	45- 60	1 3/4 -2 3/8	12.7	0.9	5.9	7.9	102	2XSS316
3SS316	70	55- 70	2 1/8-2 3/4	12.7	0.9	6.7	9	102	3SS316
3XSS316	80	60- 80	2 3/8-3 1/8	12.7	0.9	6.7	9	44	3XSS316
4SS316	90	70- 90	2 3/4-3 1/2	12.7	0.9	6.7	9	44	4SS316
4XSS316	100	85-100	3 1/4-4	12.7	0.9	6.7	9	44	4XSS316
5SS316	120	90-120	3 1/2-4 3/4	12.7	0.9	6.7	9	44	5SS316
6SS316	140	110-140	4 3/8-5 1/2	12.7	0.9	6.7	9	44	6SS316
6XSS316	150	120-150	4 3/4-5 7/8	12.7	0.9	5.9	7.9	18	6XSS316
7SS316	165	135-165	5 1/4-6 1/2	12.7	0.9	5.9	7.9	18	7SS316
7.5SS316	190	158-190	6 1/4-7 1/2	12.7	0.9	5.9	7.9	18	7.5SS316
8.5SS316	216	184-216	7 1/4-8 1/2	12.7	0.9	5.9	7.9	18	8.5SS316
9.5SS316	242	210-242	8 1/4-9 1/2	12.7	0.9	5.9	7.9	18	9.5SS316
10.5SS316	267	235-267	9 1/4-10 1/2	12.7	0.9	5.9	7.9	18	10.5SS316
11.5SS316	292	260-292	10 1/4-11 1/2	12.7	0.9	5.9	7.9	18	11.5SS316
12.5SS316	318	286-318	11 1/4-12 1/2	12.7	0.9	5.9	7.9	18	12.5SS316

For larger sizes please contact us

## Quality Assurance



BS5315-1991  
KM06246



SAE J1508 Surface Vehicle Standards-Hose Clamp Specifications, Type FE is referenced in the quality control methods for the design/manufacture of Original Range Jubilee Clips.

## Corrosion Resistance

2000 hours NSS Test

## Fastening

7mm A/F screw

## Industry Recommendations



316 Stainless Steel